

# Have You the Time of Day?

**Grade Level: K-3**

**Approximate Length of Activity: One-two class periods**

## **Objectives**

### **Teacher**

1. Explain the busy lifestyle of farmers.
2. Assist students to read a story and comprehend the time.

### **Students**

1. Students will read a story about a day in the life of a farmer.
2. Gain practice reading and writing time.

**Michigan Content Standards: (Math) M.UN.00.01; M.UN.00.03; M.TE.00.02; M.UN.01.03; M.UN.02.05; M.UN.02.06; M.UN.03.01**

## **Background**

Farmers work hard. Many farmers have to get up very early to care for their animals and do other chores. On the dairy farm, the farmer's work day begins and ends with milking. On other farms, the farmer may begin working in the field at first light, take a break during the heat of the day, then go back to the field in the late afternoon.

## **Materials Needed**

- Copies of "Have You the Time of Day?" story
- Copies of "Have You the Time of Day?" worksheets A through C

## Activity Outline

1. Read aloud to your class the short story included with this lesson. Hand out copies of the story for them to follow along.
2. Provide students with a copy of Worksheet A, included with this lesson.  
The student will scan the story for the information, then put the hand in the correct position on the clock face.
3. Have each student write a picture story about his or her day. As students write their stories, have them draw clock faces showing what time of day each of the events occurred.
4. Next provide students with copies of Worksheet B. The student will draw the hands correctly on the clock face, then write a.m. or p.m., whichever is correct.
5. Provide students with copies of Worksheet C. The student will fill in the clock faces to reflect his or her daily schedule, for example:
  - Wake up 6:30 a.m.
  - Recess 10:00 a.m.
6. Post a daily schedule somewhere in the classroom. Include all the important times (bathroom breaks, recess, etc.) Draw clocks with the hands in positions corresponding to the times you have posted.

## Discussion Questions

1. Why do farmers need to watch the clock?
2. Why is it important to know what time the clock says?
3. Do you like keeping a schedule according to the time of day?
4. Where do we see clocks?

## Related Activities

1. The lesson "The Story of Milk" located in the language arts section of this curriculum guide.
2. The lesson "Fainting Goats" located in the language arts section of this curriculum guide.

## Book Resources

1. "When the Rooster Crowed" by Patricia Lillie
2. "Sun Up" by Alvin Tresslet
3. "Wake Up Farm!" by Alvin Tresslet

*Acknowledgement: Adapted from "Have you the time of day?" Oklahoma Agriculture in the Classroom.*

# Have You the Time of Day?

Directions: Read the story. Use the facts to complete the clock problems.

The day begins early on the farm. Farmer Smith is helping out this week at his neighbor's dairy. Farmer Brown's son usually helps with the milking, but he is away for a short vacation. While Farmer Brown's son is away the cows must still be milked.

Farmer Smith will get up at 4:30 a.m. He will be at the dairy and ready to milk by 5:30 a.m. The milk truck will come at 8:00 a.m. They must be finished milking and cleaning by then. After that Mr. Smith takes care of chores on his own farm. At 11:00 a.m., he eats his lunch.

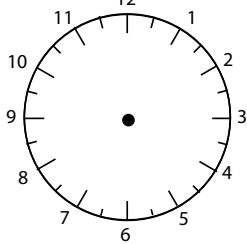
Mr. Smith got a new tractor last year. It has a cab with an air-conditioner, so Mr. Smith can work during the heat of the day. At 2:00 p.m., when the sun is hot, Farmer Smith goes out to bale hay.

Farmer Smith will stop at 4:30 p.m. to go help Farmer Brown milk. He will eat dinner at 7:00 p.m. with his wife, then go back to the hay field. The Smiths will be in bed early tonight, probably by 9:30 p.m. It has been a long day, and the new day will begin early on the farm.

# Have You the Time of Day?

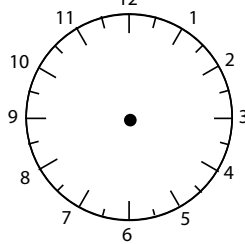
## Worksheet A

Directions: Draw the hands on the clock and write the time, using the story as a guide.



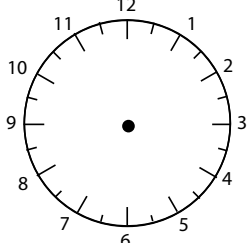
What time did Farmer Smith get up?

\_\_\_\_\_



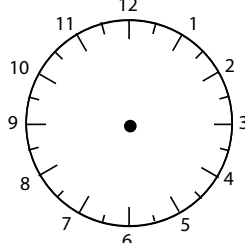
When did milking begin at the dairy?

\_\_\_\_\_



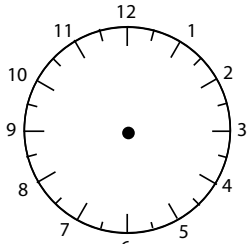
What time did the milk truck come?

\_\_\_\_\_



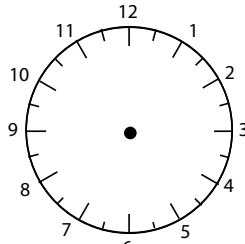
When did Mr. Smith eat lunch?

\_\_\_\_\_



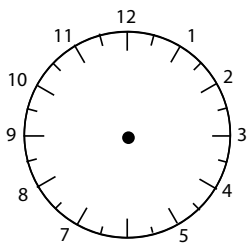
What time does Farmer Smith go out to bale hay?

\_\_\_\_\_



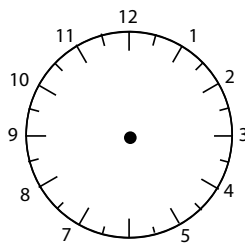
What time does Farmer Smith stop to help Farmer Brown milk?

\_\_\_\_\_



What time did the Smith family eat dinner?

\_\_\_\_\_



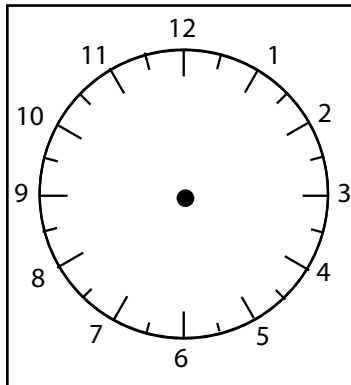
When did the Smith family go to bed?

\_\_\_\_\_

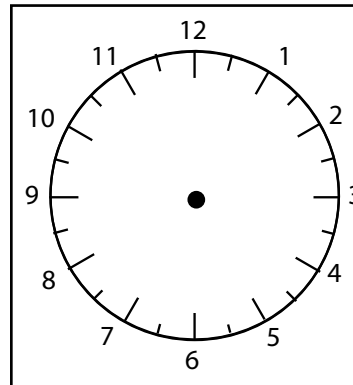
# Have You the Time of Day?

## Worksheet B

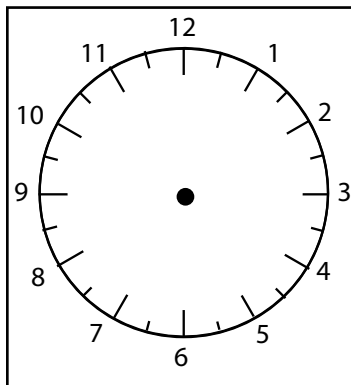
Directions: Draw the hands on the clocks and write a.m or p.m on the line provided.



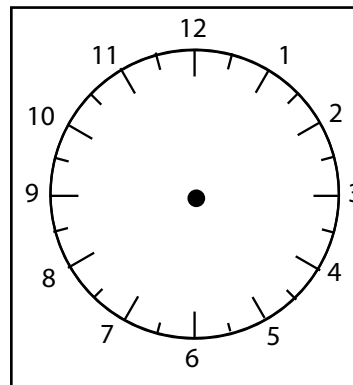
Get up.  
4:30 \_\_\_\_\_



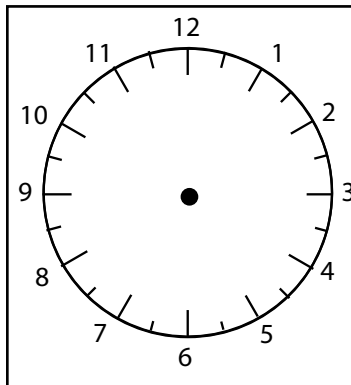
Milk.  
5:30 \_\_\_\_\_



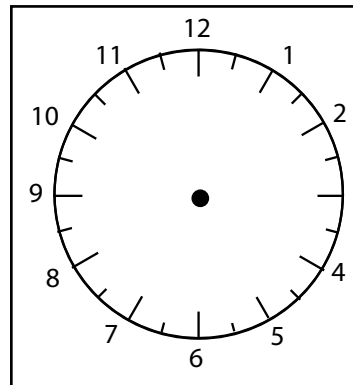
Meet milk truck.  
8:00 \_\_\_\_\_



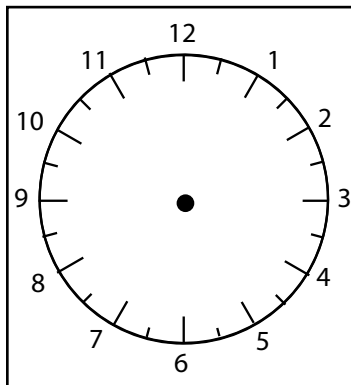
Eat lunch.  
11:00 \_\_\_\_\_



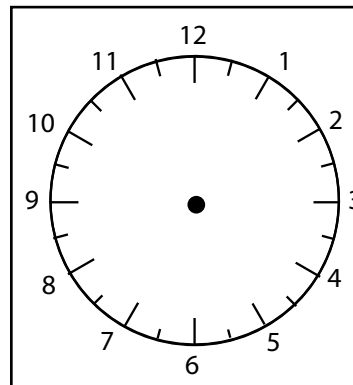
Bale hay.  
2:00 \_\_\_\_\_



Milk.  
4:30 \_\_\_\_\_



Eat Dinner.  
7:00 \_\_\_\_\_

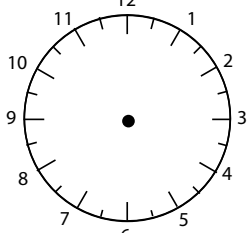


Go to bed.  
9:30 \_\_\_\_\_

# Have You the Time of Day?

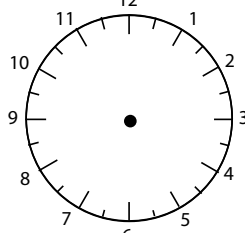
## Worksheet C

Directions: Write the times you do things in your day. Draw the hands on the clocks, then write the times.

 Wake up. \_\_\_\_\_

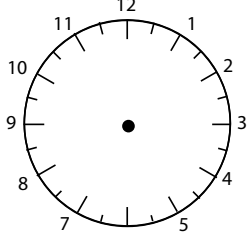
\_\_\_\_\_

\_\_\_\_\_

 \_\_\_\_\_

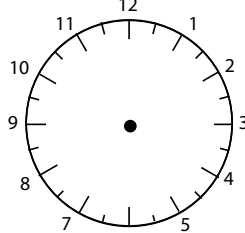
\_\_\_\_\_

\_\_\_\_\_

 \_\_\_\_\_

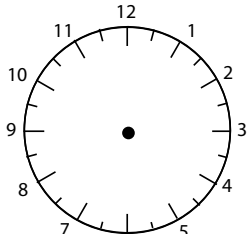
\_\_\_\_\_

\_\_\_\_\_

 \_\_\_\_\_

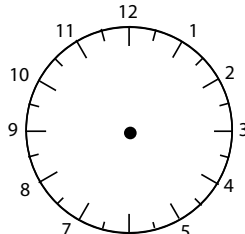
\_\_\_\_\_

\_\_\_\_\_

 \_\_\_\_\_

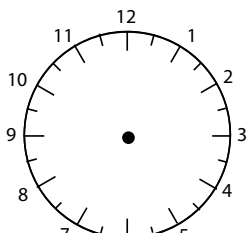
\_\_\_\_\_

\_\_\_\_\_

 \_\_\_\_\_

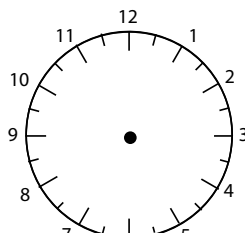
\_\_\_\_\_

\_\_\_\_\_

 \_\_\_\_\_

\_\_\_\_\_

\_\_\_\_\_

 \_\_\_\_\_

\_\_\_\_\_

\_\_\_\_\_